

TBS MEDITRACK

H O S P I T A L S Y S T E M



TBS (Aust) Pty. Ltd.

35 Somerton Park Drive, Campbellfield,


Melbourne, Australia 3061

Tel: +61 3 8339 2660

Fax: +61 3 8339 2663

Email: sales@tbsaust.net.au

CONTACT YOUR AUTHORISED STOCKIST



Cover photo of the Royal Children's Hospital provided by Kristian Gehrade Photography, info@kgphotography.com.au
Internal shots provided courtesy of the Department of Health





Royal Children's Hospital

TBS (Aust) Pty Ltd

TBS (Aust) Pty Ltd is an Australian owned and operated company which imports and wholesales curtain and blind hardware with a focus on working alongside some of Australia's largest architects, developers, commercial and domestic retailers with a view to being able to offer a full suite of products for any type of development.

TBS continues to look for a competitive advantage realising that many architects and end users want to make a statement with their window furnishings. TBS offers the ability to provide custom made solutions through its Saber motorised curtains and blinds, venetian blinds, light filtering and block-out roller blinds, pole sets and a comprehensive range of tracking systems including applications for residential homes, hospitals, aged care, psychiatric wards and hotel developments.

With this philosophy TBS has expanded to have distributorship or representation in South Australia, Western Australia, New South Wales and Queensland with the market being serviced from our customer service centre in Melbourne and warehouses in Melbourne and Sydney.

The trend today is to source product off shore, in fact we have gone one step further by establishing our own manufacturing entity in Shanghai, China. The factory is run with western style management and controls to ensure that product designed for Australia meets our rigorous standards. With a combined total of 180+ years experience TBS are more than capable of servicing your requirements.



TBS MEDITRACK

HOSPITAL SYSTEM

Contents

- Product Outline 2
- Product Applications 4
- Typical Room Designs 5
- Installation 6
- Components 7

Product Outline

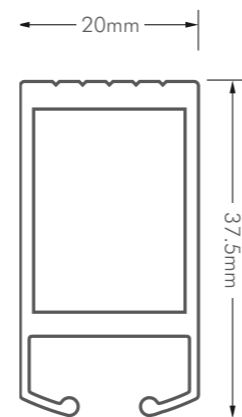
Screen Tracks

The System 90 TBS Meditrack Bedscreen and Mini Track systems are ideal for use in, but not limited to, intensive care units, emergency departments, nursing homes, aged care, general practices and dental surgeries to help facilitate patient privacy.

Extruded from commercial grade aluminium **TBS Bedscreen Track** is strong and versatile and can reach spans of up to 3 meters long without supports. If distances are greater than three meters, or supports are required, the track can be suspended using dropper rods, top fixed or fixed using wall brackets (please refer to the installation page for more details).



Track HT6000

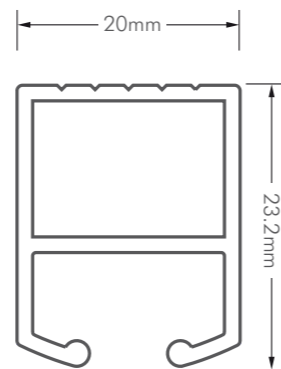


Track HT6000 Profile

TBS Mini Track is ideal for the use of shower cubicle tracking, carrying light weight shower screens

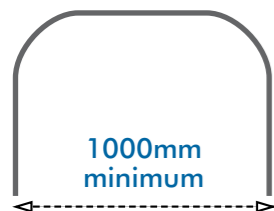


Track MT6000



Track MT6000 Profile

Available in both clear anodised and powder coated white the TBS Bedscreen and Mini Track can provide you with a cost effective means to provide privacy to any area. The composition of the aluminium also allows both the tracks to be bent to specification

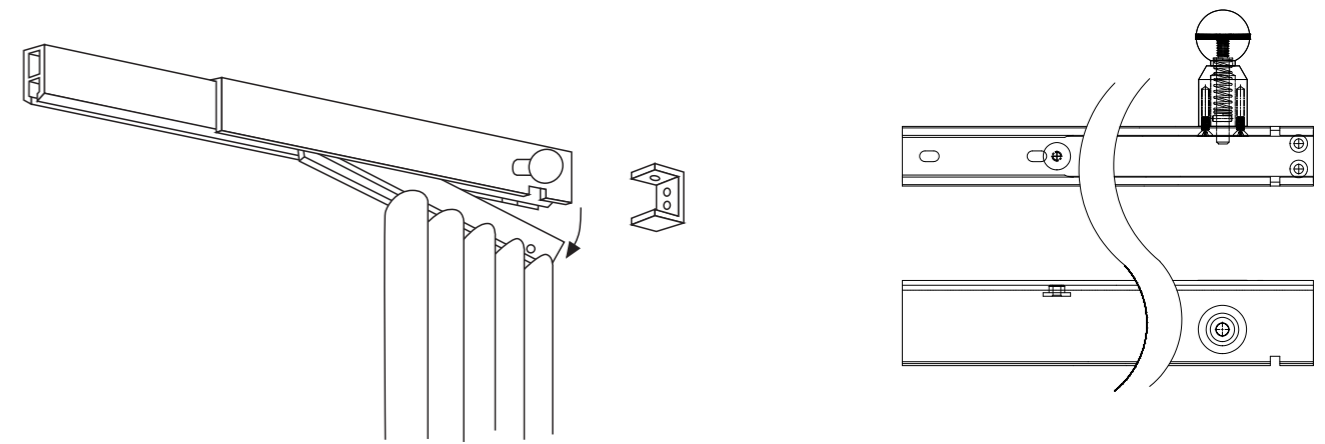


Product Outline

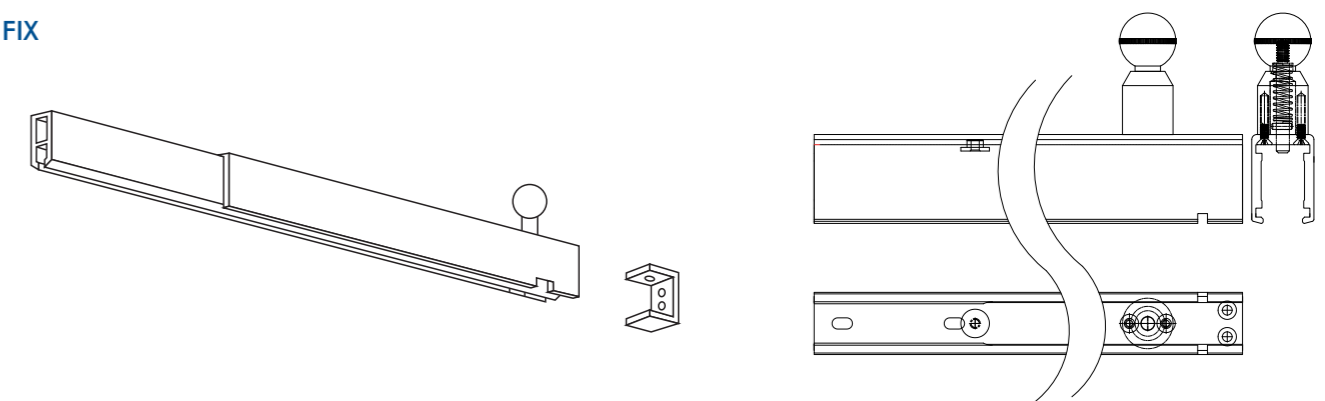
Cassette System

The curtain cassette system allows for easy removal of the curtains without lifting and replacing the curtain hook by hook. With this system you are able to draw the curtain into the cassette and with a release of the knob the entire curtain will fall away for easy maintenance. For your convenience the cassettes are available in left, right and top release functions.

SIDE FIX



TOP FIX

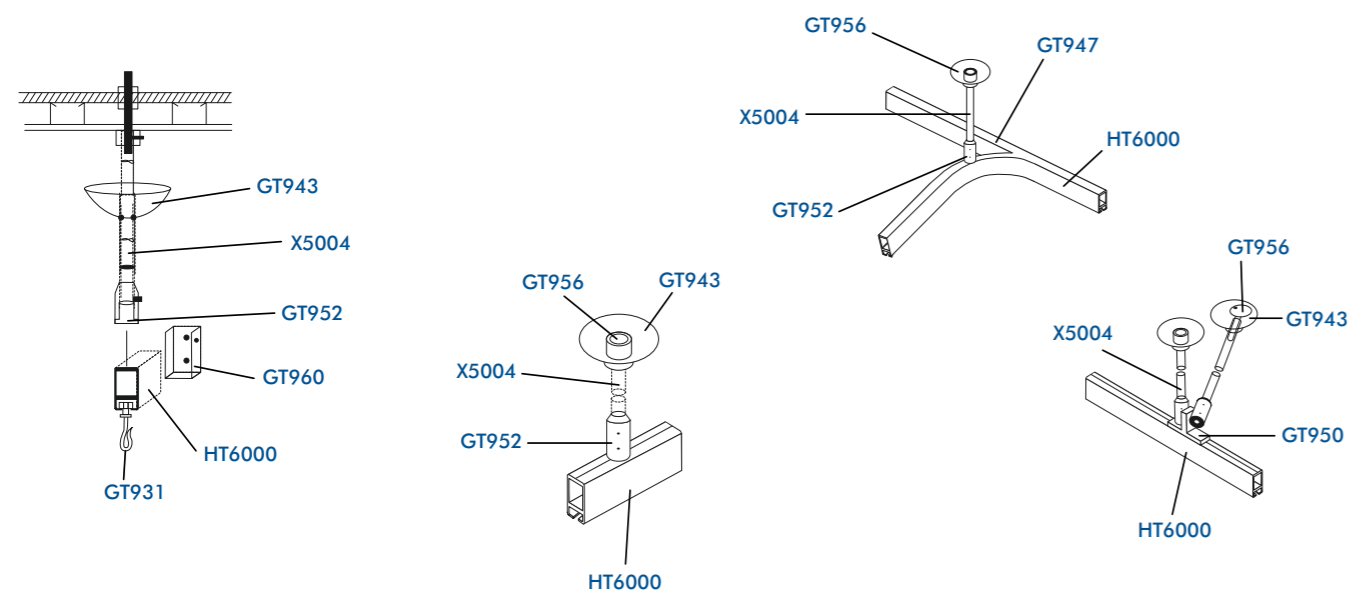


How to load the Cassette System

- 1** With the curtain attached slide the rotatable runners (GT931) into the cassette 'inner'
- 2** To lock the cassette 'inner' into the outer casing of the cassette (which has already been fitted) slot the 'inner' against the stopper at an angle and bring the other side up. Release the knob and bring the 'inner' into the outer casing, making sure the knob retracts back into the cassette system.
- 3** You can now draw the curtain out of the cassette and along the bedscreen track. To remove the curtain, reverse the process.

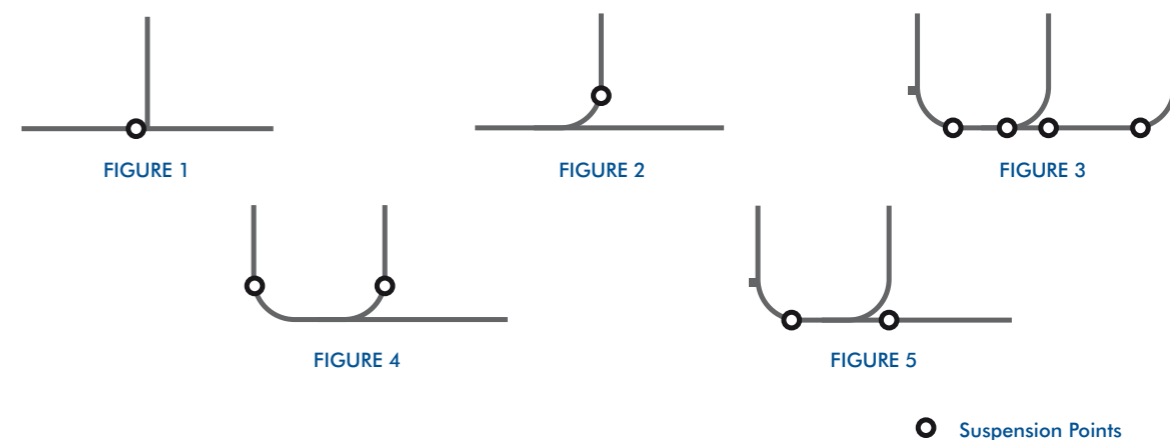


Product Applications

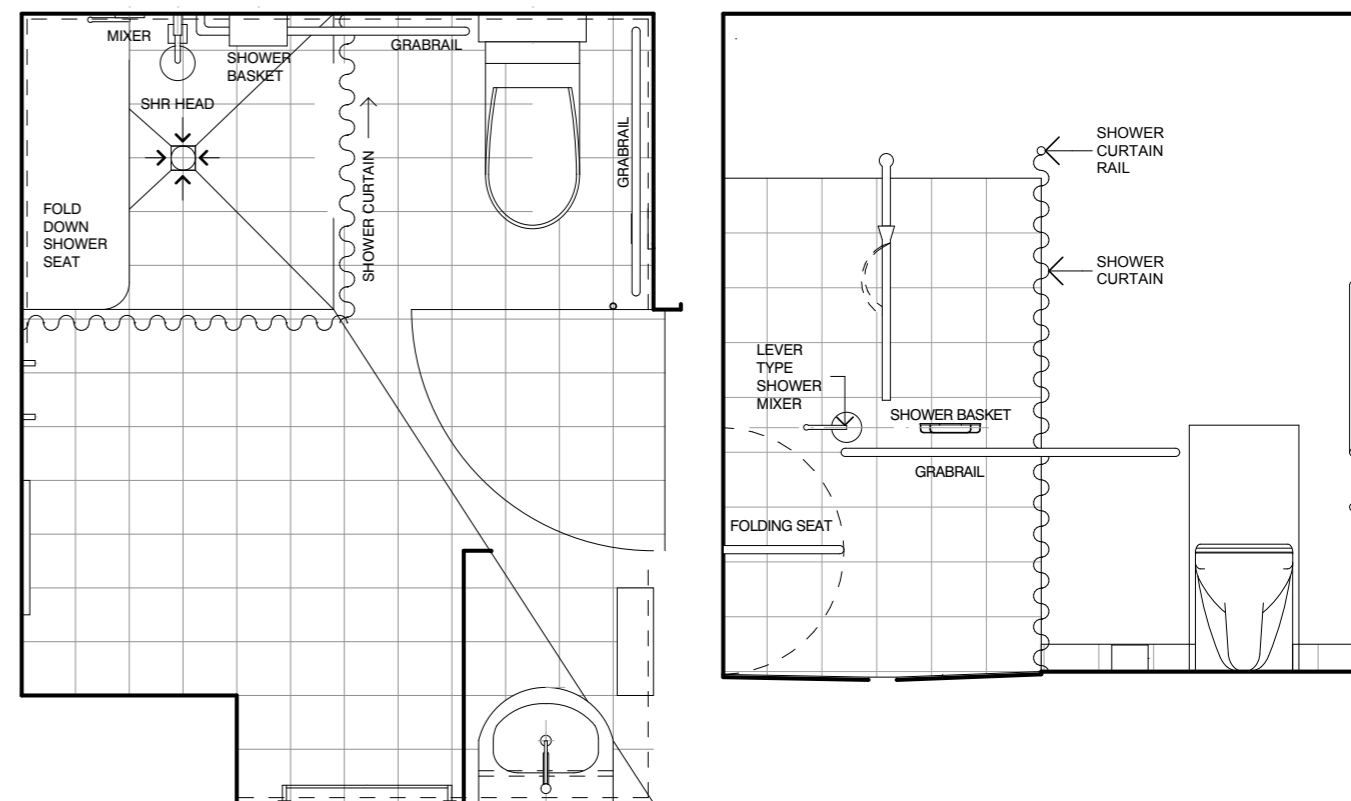
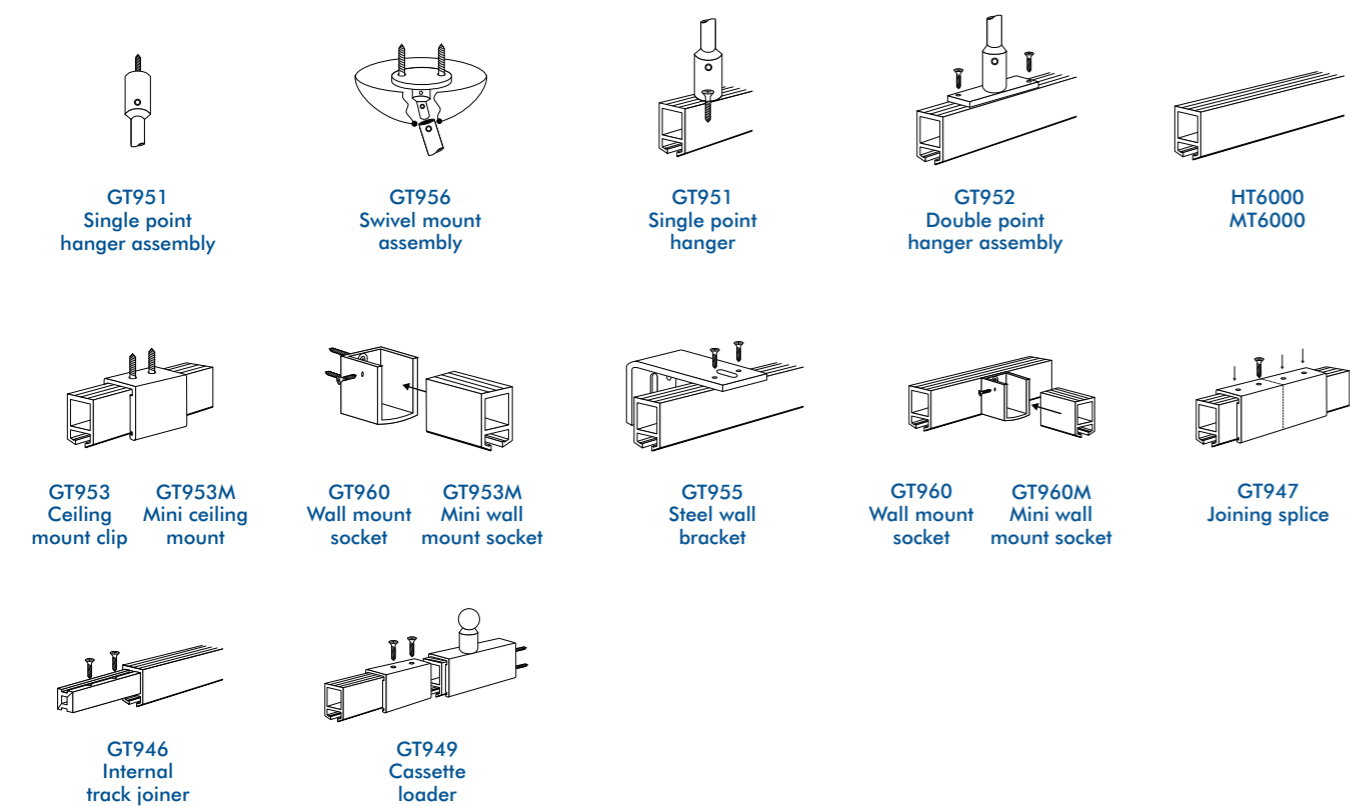


Typical Room Designs

System 90 TBS Meditrack



System 90 TBS Mini Track



Installation

Ceiling Support Assembly

- 1** Place the TBS Bedscreen or TBS Mini Track on the floor directly below the area where the track is to be fitted.
- 2** Determine where the ceiling support (X5004, GT951, GT952) is to be mounted on the ceiling and the track, taking into account ceiling fans, air conditioning ducts, lights and other obstructions.
- 3** Mount the Double Point Hanger (GT952) into the desired location of the TBS Bedscreen or TBS Mini Track, keeping in mind the dropper rod (X-5004) must be mounted directly above into a solid fixing point.
- 4** Fix the wall mount bracket (A0-GT960/GT960M) to the walls at the specified minimum height from the floor, using 2100mm as the minimum height from the floor to the bottom of the wall mount bracket (A0-GT960/GT960M).
- 5** Slide one swivel curtain hook (GT931) every to every 10cm of track into the TBS Bedscreen or TBS Mini Track.
- 6** Lift the TBS Bedscreen or TBS Mini Track up, making sure it is supported at the necessary height and is square to the ceiling and floor. Extra personnel or supports may be required at this time.
- 7** To find the fixing point in the ceiling of the Single Point Hanger (GT951) drop a plumb line from directly above the Double Point Hanger (GT952) and mark the spot on the ceiling and fix the Single Point Hanger (GT951).
- 8** Measure the Dropper Rod (X-5004) and cut to the measurement. Place the rod inside the Single Point Hanger (GT951) and Double Point Hanger (GT952)


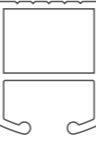

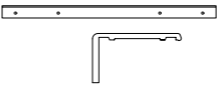
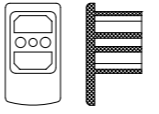

Quotations

The following information is required for quotation or supply purposes:

- Type of fixing (suspended or top fix)
- Fixing substrate (anchored to concrete soffit, plasterboard ceiling, ceiling grid, suspended ceiling grid etc.)
- Plans of installation, reflected ceiling plans, track layouts and scale plans or site measurements – or copies of quantity schedules. Allowances must be made for mechanical services, sprinklers, light fittings and ventilation.
- Fixing span
- Height above floor/dropper length
- Track finish e.g. white powder coat, satin silver anodised
- Track measurements
- Bend details e.g. location and extent of bend in degrees and radius where applicable
- Number of Meditrack curtain changing cassettes and type, if required

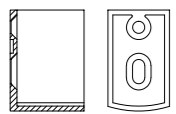
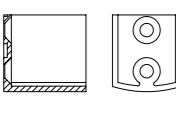
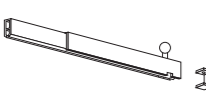
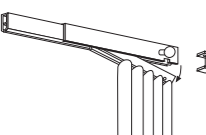
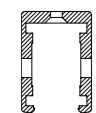
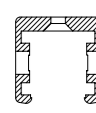

Components

System 90

COMPONENT	CODE	DESCRIPTION	UNIT	INNER PACK	OUTER PACK
	A2-HT4000WH	4M Hospital Track White	Length	-	4
	A2-HT4000SV	4M Hospital Track Silver	Length	-	4
	A2-HT6000WH	6M Hospital Track White	Length	-	4
	A2-HT6000SV	6M Hospital Track Silver	Length	-	4
	A2-MT6000WH	6M Mini Track White	Length	-	4
	A2-MT6000SV	6M Mini Track Silver	Length	-	4
	A3-X5004WH	4M Suspension Tube White	Length	-	10
	A3-X5004SV	4M Suspension Tube Silver	Length	-	10
	A3-GT946	Internal Track Joiner	Each	-	20
	A3-GT947	Joining Splice White / Silver	Each	-	10
	A3-GT941	Track End Stop White / Grey	Each	50	400
	A3-GT941M	Mini Track End Stop White / Grey	Each	50	400

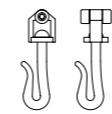
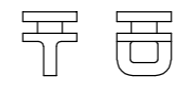

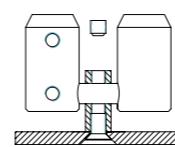
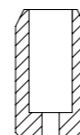
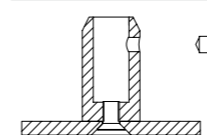
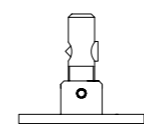

Components

System 90

COMPONENT	CODE	DESCRIPTION	UNIT	INNER PACK	OUTER PACK
	A4-GT960	Wall Mount Track Socket White / Grey	Each	25	200
	A4-GT960M	Mini Track Wall Mount Socket White / Grey	Each	25	200
	A3-GT949CS	Cassette Loader Complete Silver	Each	-	1
	A3-GT949CW	Cassette Loader Complete White	Each	-	1
	A3-GT949LS	Cassette Loader Left Hand Silver	Each	-	1
	A3-GT949RS	Cassette Loader Right Hand Silver	Each	-	1
	A3-GT949LW	Cassette Loader Left Hand White	Each	-	1
	A3-GT949RW	Cassette Loader Right Hand White	Each	-	1
	A4-GT953	Ceiling Mount Clip White / Grey	Each	25	200
	A4-GT953M	Mini Track Ceiling Mount Clip White / Grey	Each	25	200
	A4-GT955WH	Steel Wall Bracket White	Each	25	200
	A4-GT955SV	Steel Wall Bracket Silver	Each	25	200

Components

System 90

COMPONENT	CODE	DESCRIPTION	UNIT	INNER PACK	OUTER PACK
	A3-GT931	Swivel Curtain Hook White	Each	250	2000
	A3-GT932	Rotatable Runner White	Each	-	200
	A3-GT933	Nylon Hook	Each	-	200
	A4-GT950V WH	Vee Hanger Assembly White	Each	25	200
	A4-GT950V SV	Vee Hanger Assembly Silver	Each	25	200
	A5-GT951WH	Single Point Hanger Assembly White	Each	50	400
	A5-GT951SV	Single Point Hanger Assembly Silver	Each	50	400
	A4-GT952WH	Double Point Hanger Assembly White	Each	50	400
	A4-GT952SV	Double Point Hanger Assembly Silver	Each	50	400
	A4-GT956	Suspension Tube Swivel Mount	Each	25	200
	A3-GT943WH	Suspension Tube Ceiling Cover White	Each	25	200